

How to Sign into Hotmail with a msn.com E-mail Address

Email Type:

@msn.com



Use this document if:

- You need to access your msn.com e-mail via <http://www.mail.live.com>.

This document assumes:

- You know your msn.com e-mail address and password.
- You have a working internet connection.

1. Open Hotmail by opening any working web browser (Internet Explorer, Mozilla Firefox, Opera, Safari, etc.) and browse to www.mail.live.com.

The screenshot shows the Windows Live Hotmail sign-in page. On the left, there is a promotional banner for Windows Live Hotmail with the text "Share life as it happens." and "Get the new Windows Live™ - Free!". The main content area features the Windows Live logo and the text "Windows Live Hotmail" followed by a description of the service and a "Sign up" button. Below this is a "Help" link and a "Windows Live ID" section with the text "Works with MSN, Office Live, and Microsoft Passport sites". On the right, there is a "Sign in" section with the text "Have an MSN Hotmail, MSN Messenger, or Passport account? It's your Windows Live ID." Below this are input fields for "Windows Live ID:" (with an example email address) and "Password:". There are also links for "Forgot your password?", checkboxes for "Remember me on this computer (?)", and "Remember my password (?)", a "Sign in" button, and a "Use enhanced security" link.

(Note: if you or someone else has previously used Hotmail from this computer, you will see a different screen listing various Live IDs. Select one of those or select **Sign in with a different account.**)

The screenshot shows the Windows Live Hotmail sign-in page with a different layout. The left promotional banner and the main "Windows Live Hotmail" section are identical to the previous screenshot. However, the right "Sign in" section is replaced by a "Click a Windows Live ID to sign in" section. This section features a blue profile picture icon, a red-bordered box containing the email address "customer@msn.com", a "Forget me" link, and a red-bordered box containing the text "Sign in with a different account". Below this is a "Use enhanced security" link.

2. In the 'Windows Live ID:' box, type in your full msn.com email address. Type your password in the password field (Remember, passwords are CaSe SenSiTivE) and select **Sign In** to log into your account.

Share life as it happens.

Get the new Windows Live™ - Free!
www.windowslive.com

Windows Live

Windows Live Hotmail
The new Hotmail brings you more. More space (5 GB), more security, still free. Sign up for our award-winning service.

Sign up

Help

Windows Live ID
Works with MSN, Office Live, and Microsoft Passport sites

Have an **MSN Hotmail**, **MSN Messenger**, or **Passport** account? It's your **Windows Live ID**.

Sign in

Windows Live ID: customer@msn.com
(example555@hotmail.com)

Password: ●●●●●●●●
[Forgot your password?](#)

Remember me on this computer (?)
 Remember my password (?)

Sign in

Use enhanced security

3. To write a new e-mail, select **New** as shown below. To see your messages, select **Inbox**.

Qwest Mail
by Windows Live

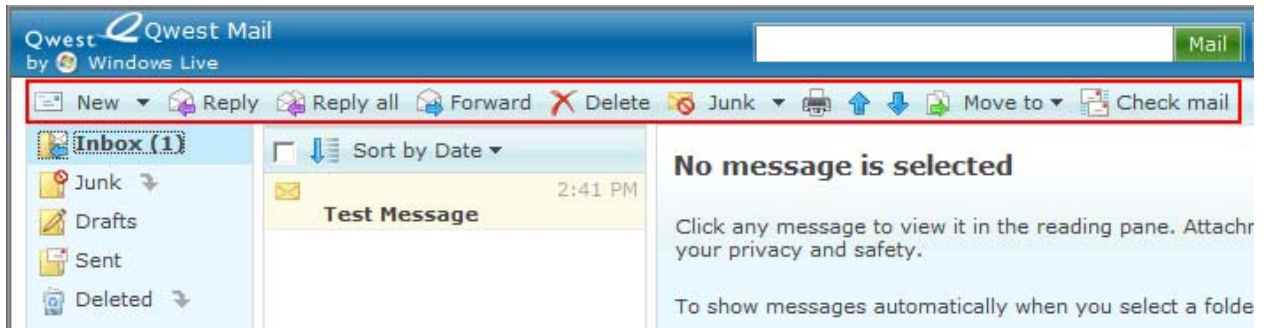
New Check mail











Inbox (2)
Junk (3)
Drafts

Hi, Customer! Tuesday, September 9

Mailbox usage: 1% of 10 GB

4. From your Inbox, you can use the mail toolbar for a variety of functions:



| | |
|--|--|
|  New ▾ | Create a new e-mail message. |
|  Reply | Reply to the currently selected message. |
|  Reply all | Send a reply to all recipients of the currently selected message. |
|  Forward | Send a copy of the currently selected message to someone else. |
|  Delete | Deletes the currently selected message. |
|  Junk ▾ | Sends the currently selected message to the Junk folder, and adds the sender to your Blocked Senders list. |
|  Print | Prints the currently selected message. |
|  Previous | Opens the previous message. |
|  Next | Opens the next message. |
|  Move to ▾ | Moves currently selected message to a different folder. |
|  Check mail | Checks for new e-mail. |

5. Congratulations, you have signed into Hotmail with a msn.com e-mail.